

TOY LIBRARY TRAINING IN SOUTH AFRICA

TOY LIBRARY ADMINISTRATION TRAINING IN SOUTH AFRICA

CURRENT CONTENT

- **Planning and starting** a toy library
- **Needs analysis** to find out about the community's expectations
- **Purchasing of suitable toys** for the target group

CURRENT CONTENT

- **Recording** - we use 2 main classification systems
 - (a) Torrens (Australia)
 - (b) ALL-SA systemBoth of these systems are **skills based**

CURRENT CONTENT

- **Processing** of toys
- Developing **administration forms and files**
- Dealing with different **challenges**
- Getting members (**marketing**) and keeping it going - **sustainability**

FUTURE TRAINING ON TOY LIBRARY ADMINISTRATION

We are in the process of Accrediting this training course
Additional topics include:

- Managing a toy library – staff, finances, play facilitation, networking etc.
- Repairing of toys
- Communication and inter – personal skills

FUTURE TRAINING ON TOY LIBRARY ADMINISTRATION

- ❖ We are in the process of partnering with other organisations and our branches so that they can deliver this training in the other provinces. We have already started with a pilot training-of-trainers course.
- ❖ We plan to monitor the training and introduce quality control

The Effective Use of Toys

Developing Skills, Attitudes and Values Using Toys

- Large Muscles
- Small Muscles
- Hand/Eye Co-ordination
- Discrimination
- Concepts
- Listening
- Perseverance
- Varied vocabulary
- Language - Comprehension

- Language - Talking
- Problem Solving
- Creativity
- Knowledge
- Task completion

How do we do this?

- Selecting the **skills , knowledge , values & attitudes** we want to stimulate (what are the desired **outcomes?**)
- Providing a **variety of play actions**
- At various **levels of difficulty**

- The child plays and has fun
- While playing important skills are developing

Small Muscle Development

- Play Actions
- Levels of Difficulty

Play Action - Putting On / Taking Off

Palmar grasp – easier




Pincer grasp - more difficult



Hammering


1. Easier



2. More difficult



3. Most difficult



Variety of small muscle play actions observed in toys


- Putting in/Taking out
- Fitting together/ Taking apart
- Cutting
- Manipulating shapes
- Threading
- Lacing
- Pressing
- Twisting
- Squeezing
- Blowing (Speech muscles)
- Tracking (Eye muscles)
- Scanning (Eye muscles)




pressing



squeezing



twisting



stacking



lacing

Toys = Holistic Development

For eg. This toy can help to develop:

- Basic Maths Concepts
- Small Muscles & Hand/Eye Co-ordination
- Experiencing colour - naming later
- Independence
- Self Confidence
- Creativity
- Colour Sorting, Problem Solving & Perseverance



How can such a variety of toys be provided to children?

Through
**ACTIVE LEARNING TOY
& LEISURE LIBRARIES**